



District Report Card: 2017


State: Nagaland	District: Kohima
Class: 8	Subject: Language
Schools: 15	Students: 164


Participation/Coverage


Students

 GENDER	Boys		Girls	
	Number	%	Number	%
	87	53.05	77	46.95

 AREA	Rural		Urban	
	Number	%	Number	%
	164	100.00	0	0.00

 CATEGORY	SC		ST		OBC		GEN	
	Number	%	Number	%	Number	%	Number	%
	8	4.88	151	92.07	0	0.00	5	3.05

 CWSN	LD	VI	HI	S&LD	ID	Oth
	0	0	0	0	0	0

 Management	Government		Government-aided	
	Number	%	Number	%
	164	100.00	0	0.00

Average Performance of Students in Language (%)

Overall	Gender		Area		Management		Social Group			
	Male	Female	Rural	Urban	Govt.	Aided	SC	ST	OBC	GEN
55.69	55.56	55.84	55.69	0.00	55.69	0.00	54.17	55.32	0.00	69.33

Performance on Learning Outcomes (LOs)

Learning Outcomes	Description	Average Performance(%)
L813	Read textual/non-textual materials with comprehension and identifies the details, characters, main idea and sequence of ideas and events while reading	55.69

Range of Performance of Students who Answered Correctly							
Below 30%		30% - 50%		50% - 75%		Above 75%	
Number	%	Number	%	Number	%	Number	%
21	12.80	41	25.00	73	44.51	29	17.68

Lowest Performing Learning Outcomes (LOs)

1 - Read textual/non-textual materials with comprehension and identifies the details, characters, main idea and sequence of ideas and events while reading (55.69)